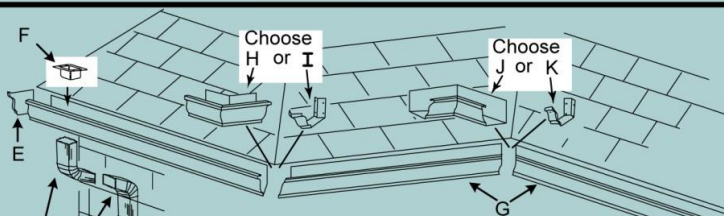




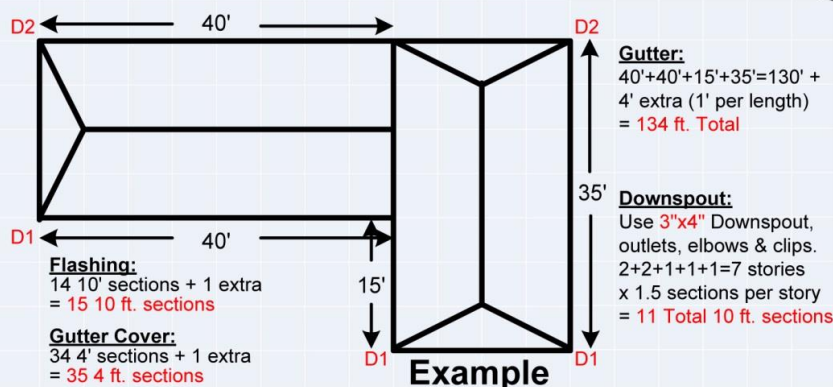
1

Design Your Gutter System



Draw your gutter layout

Show areas with gutter. Indicate Downspout locations with **D1** (1 story) or **D2** (2 story)



Downspout Size

Choose one size for your whole project:

- 2" x 3" can drain 30 ft. of gutter
- 3" x 4" can drain 60 ft. of gutter



Know Your Elbows

- Each downspout requires 3 elbows
- Select "A" and/or "B" type elbows as needed



Mitters, Mitters, Mitters (prefabricated corners)

Inside



Outside



Box Miter


You cut the gutter ends straight and place them inside the corner (the easiest to work with)

Strip Miter

You cut the gutter ends at 45° and place them inside the corner (the most finished look)

Bay Window Miter

You cut the gutter ends at 22½° and place them inside the corner (for bay windows/odd angles)



Flashing

The back of your gutters need to be tucked behind metal trim to prevent leaks.

- Behind an existing drip edge OR
- Order and install gutter flashing




Tuck gutter under existing drip-edge




OR Add Flashing

Gutter Covers

- Keep gutters clean from the majority of debris
- Easy to install
- Order a solid or screen type cover



Solid Gutter Cover



OR Screen Gutter Cover



Leaf-Relief

For More Tips & Help Visit : <http://www.erniesgutter.com/>



Select Items and Quantities

Complete Order form and email to

ernie@erniesgutter.com

720 346 7773

ORDER FORM



COLOR SELECTION

TIPS:

-Match gutter to trim and downspouts to trim or siding.

HOMEOWNERS: ☐

-Interested in a color for your gutter and downspouts? When you are ready to place an order we will come to your house and you will be able choose from our wide selection.

CONTRACTORS: ☐

-Write in your color selection below.

GUTTER:

DOWNSPOUTS:

	DIAGRAM	ITEM DESCRIPTION	UNITS	QTY.
GUTTER ITEMS	G	GUTTER: 5 INCH ALUMINUM K-STYLE (MADE ON SITE) -Add all runs together plus 1ft. extra for each length for cutting	FEET	
	E	END CAP SET: LEFT AND RIGHT	EA.	
	K	STRIP MITER: 90 DEGREE INSIDE CORNER (MAY REQUIRE PAINT)	EA.	
	I	STRIP MITER: 90 DEGREE OUTSIDE CORNER (MAY REQUIRE PAINT)	EA.	
	J	BOX MITER: 90 DEGREE INSIDE CORNER (MAY REQUIRE PAINT)	EA.	
	H	BOX MITER: 90 DEGREE OUTSIDE CORNER (MAY REQUIRE PAINT)	EA.	
		BAY WINDOW MITER: 45 DEGREE INSIDE CORNER (AVAILABLE IN WHITE ONLY ORDER SPRAY PAINT)	EA.	
		BAY WINDOW MITER: 45 DEGREE OUTSIDE CORNER (AVAILABLE IN WHITE ONLY ORDER SPRAY PAINT)	EA.	
		MATCHING SPRAY PAINT- MATCHED TO GUTTER COLOR	CAN	
		ASSEMBLY SCREWS-SELF TAPPING MATCHED TO GUTTER COLOR (50 SCREWS PER GUTTER AND DOWNSPOUT ASSEMBLY PLUS MITER)	100 PACK	
DOWNSPOUT ITEMS: SELECT SIZE 3X4 OR 2X3	D	DOWNSPOUT 2"x3" (SEE DOWNSPOUTS ETC. FOR SIZING) (15 FEET NEEDED FOR EACH STORY OF DOWNSPOUT DROP)	10' LENGTH	
	A	A ELBOW 2"x3" (SEE ELBOWS, ELBOWS AND DOWNSPOUTS ETC. FOR SIZING)	EA.	
	B	B ELBOW 2"x3" (SEE ELBOWS, ELBOWS AND DOWNSPOUTS ETC. FOR SIZING)	EA.	
	F	2"x3" OUTLET (GUTTER TO DOWNSPOUT CONNECTOR) (1 PER 2X3 DOWNSPOUT)	EA.	
	C	CLIP, DOWNSPOUT SUPPORT 2"x3" (TWO REQUIRED PER STORY OF DOWNSPOUT DROP)	EA.	
	D	DOWNSPOUT 3"x4" (SEE DOWNSPOUTS ETC. FOR SIZING) (15 FEET NEEDED FOR EACH STORY OF DOWNSPOUT DROP)	EA.	
	A	A ELBOW 3"x4" (SEE ELBOWS, ELBOWS AND DOWNSPOUTS ETC. FOR SIZING)	EA.	
	B	B ELBOW 3"x4" (SEE ELBOWS, ELBOWS AND DOWNSPOUTS ETC. FOR SIZING)	EA.	
	F	3"x4"OUTLET (GUTTER TO DOWNSPOUT CONNECTOR) (1 PER 2X3 DOWNSPOUT)	EA.	
	C	CLIP, DOWNSPOUT SUPPORT 3"x4" (TWO REQUIRED PER STORY OF DOWNSPOUT DROP)	EA.	
FLASHING AND COVERS		MATCHING SPRAY PAINT- MATCHED TO DOWNSPOUT COLOR	EA.	
		ASSEMBLY SCREWS-SELF TAPPING - DOWNSPOUT COLOR (50 SCREWS PER GUTTER AND DOWNSPOUT ASSEMBLY PLUS MITER)	100 PACK	
		HALLETT GUTTER COVER, ALUM- INCLUDING MOUNTING HARDWARE (ORDER ONE EXTRA FOR CUTTING)	4' LENGTH	
		SCREEN GUTTER COVER, GALVANIZED STEEL-COLOR BLACK (ORDER ONE EXTRA FOR CUTTING PLUS ONE BAG OF ASSEMBLY SCREWS)	4'LENGTH	
		LEAF-RELIEF GUTTER COVER- (ORDER ONE EXTRA FOR CUTTING PLUS ONE BAG OF ASSEMBLY SCREWS)	10'LENGTH	
MOUNTING, HANGING AND SEALING		LEAF-RELIEF INSIDE / OUTSIDE PREFABRICATED CORNER	EA.	IN <input type="checkbox"/> OUT <input type="checkbox"/>
		FLASHING "GUTTER APRON"	10'LENGTH	
	L	HIDDEN GUTTER HANGER WITH SCREW (ORDER 1 FOR EVERY 2 FT OF GUTTER PLUS A FEW EXTRA)	EA.	
	M	HIDDEN GUTTER HANGER W/OUT SCREW (ORDER 1 FOR EVERY 2 FT OF GUTTER PLUS A FEW EXTRA)	EA.	
	N	ROOF T-STRAP (ATTACHES HIDDEN HANGERS WHEN FACIA IS NOT VERTICAL: ORDER ONE PER HIDDEN HANGER)	EA.	
		GUTTER SEALANT (REQUIRED FOR ALL INSTALLATION) (1 TUBE FOR EVERY 4 DOWNSPOUT + 1 TUBE FOR EVERY 3 MITERS	TUBE	
		ROOFING NAILS(AS NEEDED FOR FLASHING)	1LB BOX	
		HIDDEN HANGER SCREWS (APPROX 50 PER LB. -FOR USE W/ HIDDEN HANGERS W/OUT SCREWS)	1LB BOX	

CONTACT INFORMATION

To help us process your estimate or order please print clearly and complete all information.

NAME:

PHONE: ☐ HOME ☐ CELL

COMPANY:

DELIVERY ADDRESS:

EMAIL: